

2013

SIDE BY SIDES AND ATVS
ENGLISH



TRACTION




When you need to go places, over places and through places – traction is paramount. And Arctic Cat ATVs give you plenty of it. Articulation keeps all four wheels in constant contact with the ground. Even over rocks, logs and other big stuff you may encounter. Four wheels on the ground means better traction and an overall better ride. Hit the on-the-fly 2WD/4WD switch when you need to get out of nasty places. When you're in even nastier places, push the switch up again and that engages the front differential lock.



ON-THE-FLY 2WD/4WD WITH FRONT DIFFERENTIAL LOCK SWITCH

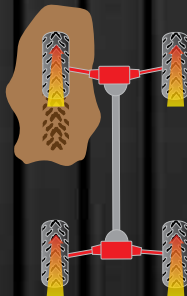
STANDARD 4-WHEEL DRIVE

Power is delivered to both the rear and front tires via the open front differential. This allows the front tires to spin at different speeds, maintaining easy steering.



4-WHEEL DRIVE WITH FRONT DIFF LOCK

Power is distributed equally to all four tires, providing maximum traction to get through all types of challenging terrain.



POWER

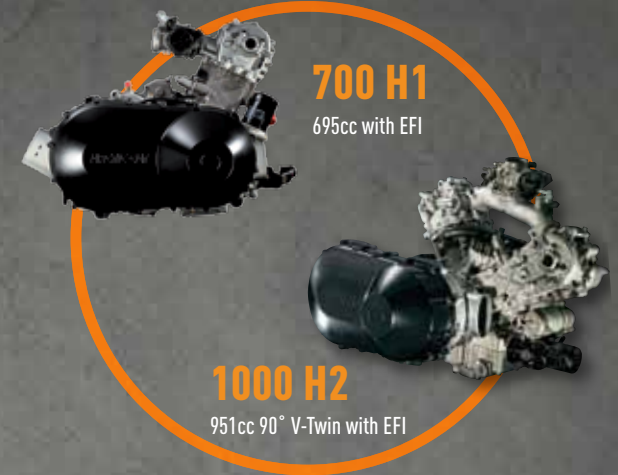


When we talk about things built right, right here — our H2 and H1 engines have to be at the forefront of the conversation. Built in St. Cloud, Minnesota, these two power plants display plenty of bicep. The H2 1000 V-Twin engine has 951cc of displacement. While the H1 in our 700, 550 and 450 machines displays plenty of ultrasmooth force as well. These engines are built with a Pentroof Hemispherical Combustion Chamber, which provides the power advantages of the hemispherical design plus the efficiency advantages of 4 valves per cylinder.



SUPER DUTY DIESEL 700

The word "diesel" is synonymous with all things tough. This bruising 686cc, 2-valve inline twin diesel engine runs on six different types of fuel: DF1, DF2, DF-Arctic, JP5, JP8 and Biodiesel (see Owners Manual).




700 H1
695cc with EFI

1000 H2
951cc 90° V-Twin with EFI

DURAMATIC AUTOMATIC TRANSMISSION

Our Duramatic™ automatic transmission is as bulletproof as they come. It's made of a centrifugal clutch with primary and driven belt clutches. As RPMs rise, the centrifugal clutch engages, allowing the primary clutch to be engaged with the belt at all times, reducing belt wear and extending belt life.



RIDE TECH



In our dirt lab, ride technology is taken quite seriously. It's how we continue to improve our machines. Take for instance our suspensions. We've pioneered them. Our Side by Side suspensions with FOX Float® shocks on the HDX™ our fully independent double A-arm suspensions and legendary Ride-In suspensions have set the bar high for the industry. And this year, we've added a rear sway bar to all of our Limited and XT™ models.

ELECTRONIC POWER STEERING AND TILT STEERING



EPS delivers a true variable assist system by measuring not only vehicle speed, but also steering torque at both the handlebars and wheels. The electronic control unit measures steering input forces, resistance and speed, instructing the motor to deliver turning forces at predetermined levels. And let's not forget tilt steering, allowing you to adjust the steering wheel higher or lower, however you want.

RIDE-IN SUSPENSION

Designed and proven, our Ride-In suspension features a lower profile and seat design, allowing for a lower center of gravity without sacrificing suspension travel. A rear sway bar and softer spring rate provide a smoother ride while maintaining stability. Double A-arms prevent deflections during cornering, so steering remains consistent.



VERSATILITY



When you're looking to buy a Side by Side or ATV, versatility is huge. And Arctic Cat delivers. Check out the TRV's 3-in-1 system. You can easily remove the passenger seat by just pulling two pins. Then add an accessory SpeedRack® or a heavy-duty cargo box. There's also our SPEEDPoint™ system utilizing an easy-access, three-point attachment so you can add implements quickly.



PROWLER® HDX

The HDX comes with a large 56" x 42" x 13" cargo box that hauls up to 1,000 lbs. It has 30% more volume than the competition. It even handles those awkward loads like a pro. You can also take off the sides and form a flatbed to carry all the larger things you need. And FOX Float shocks allow you to pump the shocks up for big loads, then air them down for a smooth trail ride.

SPEEDRACK SYSTEM

Our strong, durable SpeedRacks allow for speedy installation and removal of a wide variety of accessories with no tools. Rack baskets. Cargo boxes. Carryalls. You can find all the essential SpeedRack accessories in our 2013 Accessories catalog.



SPORT

SIDE BY SIDES

You've never seen, dreamed or driven anything like the Wildcat.™ Because things that are one-in-a-million get that way for a reason. Speed. Agility. And more power than a blazing sandstorm. Especially with a 951cc, H2 V-Twin blasting over the dunes. Its performance is downright amazing. And its handling — tight and precise. Ain't nothing like it. And that grin on your face, well that's not coming off anytime soon.



WILDCAT 1000 LIMITED Color Options



WILDCAT 1000 Color Options



WILDCAT 1000 LIMITED

WILDCAT 1000

1000 LIMITED PACKAGE

The Wildcat 1000 Limited is top of the line. It separates itself with front and rear aluminum bumpers and color-matched seats. You also get electronic power steering, tilt steering, Walker Evans adjustable shocks and Duro Kaden tires with sweet-looking 14" aluminum rims. And it's painted in either White Metallic or Vibrant Red Metallic.



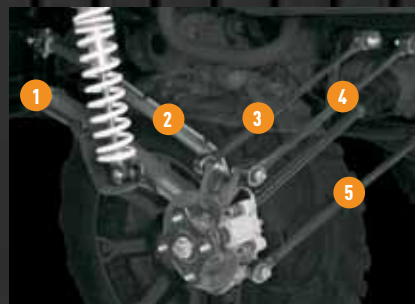
1000 PACKAGE

The 1000 package comes with electronic power steering, tilt steering, Walker Evans adjustable shocks and Duro Kaden tires with cool aluminum rims. And check out the paint job. It comes in either Black Metallic, Green Metallic or Orange Metallic paint.




5-LINK REAR SUSPENSION

When you're flying over hills or dunes, your suspension can make all the difference. And the Wildcat has no rival. The 5-link rear suspension maintains tire geometry to keep the maximum tire patch on the ground for unsurpassed traction. Plus, it has maintenance-free bushings, Walker Evans shocks with 16-position compression and spring preload adjusters and industry-leading 18 inches of suspension travel. And not to be outdone, the front suspension sports a best-in-class 17 inches of travel, with geometry that's optimized for stability and control.



ENGINE

The Wildcat's 951cc, H2, liquid-cooled V-Twin EFI engine brings all the power in the world right to the ground. The engine is built with a Pentroof Hemispherical Combustion Chamber, which provides the power advantages of the hemispherical design plus the efficiency advantages of 4 valves per cylinder. And massive torque comes via a 2-into-1 tuned ceramic-coated exhaust. Power and efficiency in one potent engine.



EXOSKELETON FRAME

Inspired by the exoskeleton design of sand rails, the Wildcat's chassis is built from high-strength low-alloy steel, sporting a first-class full-perimeter design. The full-perimeter frame is an industry first on a production vehicle. With a 40/60 weight distribution, the front end remains light and nimble when attacking tough terrain, while the lower center of gravity produces a more comfortable and confident ride.

GENERAL FEATURES:

- Engine: 951cc H2 EFI H.O.
- Ultradurable exoskeleton frame
- Electronic power steering
- High-flow air intake
- 18" of rear suspension travel
- 13" of ground clearance
- Front and rear LED lighting (off Road)
- 14" aluminum rims
- 2-1 ceramic-coated pipe with tuned exhaust
- Walker Evans adjustable shocks
- Easy-access hinged doors
- Automotive-style paint
- Passenger handhold
- ROPS

RECREATION/ UTILITY

SIDE BY SIDES



We belong outside. It's a simple fact. Doesn't matter where. We just do. Could be up at the cabin putting in the boat, getting to that deer stand deep in the woods or helping bale hay at an uncle's farm. Wherever. Thing is, you and a partner have to get there. And no other machine does it with as much versatility and sheer determination as a Prowler. This machine understands your yearning. It's as natural and powerful as the outdoors itself.



1000 XTZ Color Option 



700 HDX Color Option 

PROWLER 1000 XTZ PROWLER 700 HDX

XTZ PACKAGE

The XTZ™ is the ultimate all-around recreation machine. What makes it truly stand out is the pro grip steering wheel, gas-charged Ryde FX shocks and the 951cc, H2 V-Twin EFI engine. You also get electronic power steering, aluminum rims, automotive-style paint ... the list goes on and on.



GENERAL FEATURES:

- Duramatic automatic transmission
- Fully independent suspension
- Sleek side restraints
- Tilting rear cargo box
- Front and rear 2" receivers
- ProGrip Steering
- 10" of ground clearance and suspension travel
- Digital/analog gauge
- Underhood front cargo space
- Automotive-style paint
- Aluminum rims
- ROPS

HDX PACKAGE

The Prowler HDX is one big power lifter. The HDX features FOX Float rear shocks and a rear cargo box that can easily handle up to 1,000 pounds. Load rocks, gravel, hay bales or a set of tools if you want. There's even a 3-passenger seat to haul your crew around. The HDX is your all-in-one utility vehicle.

POWER STEERING WITH TILT STEERING WHEEL

Our electronic power steering provides variable assist — this measures steering input forces versus tire resistance and speed. This provides the exact amount of steering assist. And tilt steering allows you to adjust the wheel either higher or lower.

FLATBED

Hauling lumber? Or a prized buck? Or maybe you need a workbench in the middle of nowhere. Just remove the sides of the cargo box with the included tools and you have yourself a handy flatbed.

GENERAL FEATURES:

- 3-passenger seat
- Sleek side restraints
- Transformable tilt rear cargo box
- Power steering w. tilt steering wheel
- Dashboard shift with park
- Rear FOX Float coil-over shocks
- Fully independent suspension
- Automotive-style paint
- Front and rear 2" receivers
- Side storage compartments
- Aluminum rims
- ROPS



SHOWN WITH ACCESSORIES



RECREATION

ATVS

Just look out there. Nature is calling you to come out and play. And to bring some of your big toys with you. In particular, toys with electronic power steering, huge ground clearance and gigantic displacement. Power is a beautiful thing. It gets you over and through stuff nature likes to throw in your way. We build these machines so you can go places only the powerful can go. And to play where only big bores play.

SHOWN WITH ACCESSORIES



1000i XT Color Option



700i XT Color Option



550i XT Color Option



1000 XT / 700 XT / 550 XT 700 CORE / 550 CORE



SHOWN WITH ACCESSORIES



XT PACKAGE

The XT package gives you a few things the Core models don't, like electronic power steering, aluminum rims, sway bar and automotive-style paint. It also has on-the-fly 2WD/4WD with front differential lock, front and rear SpeedRacks, a 3000 lbs. Winch and a Hitch with a 50mm Ball. On the 1000 XT and 700 XT you get the new style Aluminium Rims (shown to the right).



CORE PACKAGE

A no-frills, all-thrills kind of machine. Duramatic automatic transmission. Huge ground clearance. Powder-coated steel rims. Ride-In suspension. 2WD/4WD with front differential lock. Front and rear SpeedRacks. 3000 lbs. Winch. Hitch with a 50mm Ball. Now this is value at its finest.



GENERAL FEATURES:

- Automotive-style paint (XT)
- Electronic power steering (XT)
- Aluminum rims (XT)
- Rear Swaybar (XT)
- Duramatic automatic transmission
- 11" of ground clearance
- Deluxe digital gauge
- On-the-fly 2WD/4WD
- Front differential lock
- Front and rear SpeedRacks
- 1,360 kg / 3,000 lbs. winch
- Hitch w. 50mm ball (no electric wiring)

2012



700i CORE Color Option



550i CORE Color Option



RECREATION

ATVS



SHOWN WITH ACCESSORIES



450i CORE Color Option 



400 2x4 CORE Color Option 



400 4x4 CORE Color Option 

450 CORE 400 2X4 CORE / 400 4X4 CORE

450 CORE 4X4 PACKAGE

The 450 EFI got all the cool things you want in an ATV — at a fraction of the cost. Like Duramatic automatic transmission, electronic fuel injection, fully independent suspension, front and rear steel racks and sweet powder-coated rims. So when you're looking for a great machine, yet looking closely at your bottom line — the 450 Core makes the most sense.

GENERAL FEATURES:

- Engine: 443cc, liquid-cooled 4-stroke with EFI
- Duramatic automatic transmission
- Electronic fuel injection
- Front and rear steel racks
- Fully independent suspension
- Preload adjustable shocks
- On-the-fly 2WD/4WD
- Powder-coated steel rims
- 1.360 kg / 3.000 lbs. winch
- Hitch w. 50mm ball (no electric wiring)



400 2X4 / 4X4 PACKAGE

These machines are fully loaded with fun. Especially of the Duramatic automatic transmission, front independent suspension and a 366cc, air & oil cooled engine. It's up to you whether you choose the 2x4 model or the four-wheel drive model.

GENERAL FEATURES:

- Engine: 366cc, 4-stroke, 4-valve
- Duramatic automatic transmission
- Fully independent suspension
- Preload adjustable shocks
- 2WD/4WD (400 4x4)
- Powder-coated steel rims
- 1.360 kg / 3.000 lbs. winch
- Hitch w. 50mm ball (no electric wiring)



RECREATION 2-UP

ATVS



There are some places on this beautiful green earth you just have to find with a partner. And no other 2-up machine gets you there as smooth or as comfortable as the Arctic Cat TRV.® With all the comforts of home ... lavishly mounted on four aluminum rims, a fully independent suspension and an ultraplush chassis. You may not have the 50-inch HDTV along. But look around. Who needs it when you have things in real definition snuggling all around you.



TRV 1000i XT Color Option 



TRV 700i XT Color Option 



TRV 550i XT Color Option 

TRV 1000 XT / TRV 700 XT TRV 550 XT / TRV 550 CORE



TRV XT PACKAGE

The XT is the perfect weekend excursion machine. What separates the XT from the Core are things like electronic power steering, sway bar, aluminum rims, front SpeedRack and automotive-style paint. It also has 2WD/4WD with front differential lock, Duramatic automatic transmission and a 3-in-1 feature.



CORE PACKAGE

These 2-ups are the "core" of cruising in value. Check out the powder-coated steel rims, front steel rack, 2WD/4WD, Duramatic automatic transmission and fully independent suspension.

3-IN-1 FEATURE

When you want to remove the passenger seat, just pull two pins and replace it with an optional SpeedRack or a heavy-duty cargo box if you want. It's that easy.

DIGITAL GAUGE

Easy-to-read digital instrumentation features mph, km/h, odometer, dual trip, hour, clock and gear indicators.



TRV 550 CORE Color Option 

GENERAL FEATURES:

- Automotive-style paint (XT)
- Electronic power steering (XT)
- Aluminum rims (XT)
- Rear Swaybar (XT)
- Duramatic automatic transmission
- 11" of ground clearance
- 3-in-1 system
- Deluxe digital gauge
- On-the-fly 2WD/4WD
- Front differential lock
- 1,360 kg / 3,000 lbs. winch
- Hitch w. 50mm ball (no electric wiring)

UTILITY

ATVS



SHOWN WITH ACCESSORIES

There's always work to be done. Wood to cut. Manure to shovel. We have a hardworking machine to help you - the Super Duty Diesel 700. It's perfect for loading and hauling bigger loads.

The ever-reliable Diesel 700 has a large rear SpeedRack and runs on six different types of fuel.

These machines have as much guts, determination and calluses as you do. And like you, they don't know the word "quit".



SUPER DUTY DIESEL 700

Color Option



SUPER DUTY DIESEL 700

SUPER DUTY DIESEL 700 PACKAGE

GENERAL FEATURES:

- Engine: 686cc inline twin diesel
- Runs on 6 types of fuel: DF1, DF2, DF-Arctic, JP5, JP8 and Biodiesel (for more information see Owners Manual)
- Duramatic automatic transmission
- Fully independent suspension
- 2WD/4WD with front differential lock
- Large rear SpeedRack
- 1.360 kg / 3.000 lbs. winch
- Hitch w. 50mm ball (no electric wiring)
- Digital gauge
- Powder-coated steel rims



Large Speedracks:

The great thing about these large SpeedRacks, aside from being extremely strong and durable, is the speed installation and removal of a wide variety of accessories with no tools. Also you get 3-in-1 versatility. Pull two pins and you can change the SpeedRack to an accessory. You can find all the essential SpeedRack accessories in our 2013 Accessories catalog.



SPORT

ATVS

The race-inspired XC 450 and DVX™ 300 are what racing down the trail, hugging tight corners and blasting dirt mounds are all about. But wait ... there's more. Take on offroads. Attack sand dunes. These machines ride, handle and corner like nobody's business. And if that's not all — both machines look cooler than anything else out on the trail.



2012



XC 450

Color Options



Color Option "Arctic Green metallic" available Summer 2013



DVX 300

Color Option



XC 450

DVX 300



XC 450 4x4 PACKAGE

SUSPENSION (XC 450)

The double A-arm, fully independent suspension with 5-position preload adjustment provides smooth performance-oriented control. There's plenty of ground clearance to scale over boulders or logs, while the rear sway bar adds increased cornering performance.



GENERAL FEATURES:

- Engine: 443cc, liquid-cooled EFI
- Duramatic automatic transmission
- Sporty, race-inspired styling
- Double A-arm, fully independent suspension
- Sway bar
- On-the-fly 2WD/4WD
- Aluminum rims
- 1.360 kg / 3.000 lbs. winch
- Hitch w. 50mm ball (no electric wiring)

2WD/4WD (XC 450)

Just flip the 2WD/4WD switch and you'll be where you need to be in no time flat. It's conveniently located on the handlebar, so switching is done simply, smoothly and as quick as quick can be.



DVX 300 2x4 PACKAGE

GENERAL FEATURES:

- Engine: 270cc, liquid-cooled 4-stroke
- Duramatic automatic transmission
- Double A-arm front suspension
- Removable fenders
- Aluminum rims
- Adjustable shocks
- Wide stance



2013



SPECIFICATIONS	300 DVX	400 2x4 Core	400 4x4 Core	450i Core	XC 450i Core	550i (Core / XT)	700i (Core / XT)
Engine Displacement (cc)	270cc	366cc	366cc	443cc	443cc	545cc	695cc
PS / KW (L7e)	20,4 / 15	20,4 / 15	20,4 / 15	20,4 / 15	20,4 / 15	20,4 / 15	20,4 / 15
PS / KW (off Road)	19,86 / 14,6	20,1 / 14,8	20,1 / 14,8	20,1 / 14,8	20,1 / 14,8	39,4 / 29	42 / 30,9
Engine Type	SOHC, 4-stroke, 2-valve	SOHC, 4-stroke, 4-valve	SOHC, 4-stroke, 4-valve	SOHC, 4-stroke, 4-valve EFI	SOHC, 4-stroke, 4-valve EFI	SOHC, 4-stroke, 4-valve EFI	SOHC, 4-stroke, 4-valve EFI
Bore & Stroke (mm)	72,7 x 65,2 mm	81 x 71,2 mm	81 x 71,2 mm	89 x 71,2 mm	89 x 71,2 mm	92 x 82 mm	102 x 85 mm
Cooling System	Liquid with fan	Air & Oil cooled	Air & Oil cooled	Liquid with fan	Liquid with fan	Liquid with fan	Liquid with fan
Transmission	Automatic CVT	Automatic CVT with EBS	Automatic CVT with EBS	Automatic CVT with EBS	Automatic CVT with EBS	Automatic CVT with EBS	Automatic CVT with EBS
Gear Selection	F / N / R	L / H / N / R	L / H / N / R	L / H / N / R	L / H / N / R	L / H / N / R	L / H / N / R
Drive System	2 WD	2 WD	2/4 WD Electric	2/4 WD Electric	2/4 WD Electric	2/4 WD + Electric Diff. Lock	2/4 WD + Electric Diff. Lock
Overall width (cm/in.)	113,5 cm / 44,7 in.	109 cm / 42,9 in.	109 cm / 42,9 in.	109 cm / 42,9 in.	123 cm / 48,4 in.	124 cm / 48,82 in.	124 cm / 48,82 in.
Overall height (cm/in.)	113,5 cm / 44,7 in.	119,2 cm / 46,9 in.	119,2 cm / 46,9 in.	119,2 cm / 46,9 in.	121 cm / 47,6 in.	129 cm / 50,79 in.	129 cm / 50,79 in.
Overall length (cm/in.)	172 cm / 67,7 in.	218,5 cm / 86 in.	218,5 cm / 86 in.	218,5 cm / 86 in.	190,5 cm / 75 in.	218 cm / 85,83 in.	218 cm / 85,83 in.
Wheelbase (cm/in.)	117,9 cm / 46,4 in.	121,7 cm / 47,9 in.	121,7 cm / 47,9 in.	121,7 cm / 47,9 in.	122,5 cm / 48,2 in.	127 cm / 50 in.	127 cm / 50 in.
Suspension Travel - Front (cm/in.)	15,5 cm / 6,1 in.	17,8 cm / 7 in.	17,8 cm / 7 in.	17,8 cm / 7 in.	17,8 cm / 7 in.	25,4 cm / 10 in.	25,4 cm / 10 in.
Suspension Travel - Rear (cm/in.)	16,5 cm / 6,5 in.	17,8 cm / 7 in.	17,8 cm / 7 in.	17,8 cm / 7 in.	17,8 cm / 7 in.	25,4 cm / 10 in.	25,4 cm / 10 in.
Ground Clearance (cm/in.)	26,7 cm / 10,5 in.	25,4 cm / 10 in.	25,4 cm / 10 in.	25,4 cm / 10 in.	25,4 cm / 10 in.	27,9 cm / 11 in.	27,9 cm / 11 in.
Front Suspension	Double A-Arm	Double A-Arm	Double A-Arm	Double A-Arm	Double A-Arm	Double A-Arm	Double A-Arm
Rear Suspension	Swing Arm	Double A-Arm	Double A-Arm	Double A-Arm	Double A-Arm	Double A-Arm	Double A-Arm
Front / Rear brakes	Hydraulic Disc	Hydraulic Disc	Hydraulic Disc	Hydraulic Disc	Hydraulic Disc	Hydraulic Disc	Hydraulic Disc
Tire Front	21x7-10	24x8-12	24x8-12	25x8-12	23x8-12	25x8-12	25x8-12
Tire Rear	20x11-9	24x10-12	24x10-12	25x10-12	23x10-12	25x10-12	25x10-12
Fuel Capacity (lt./gal.)	12,5 lt. / 3,3 gal.	16,3 lt. / 4,3 gal.	16,3 lt. / 4,3 gal.	15 lt. / 3,96 gal.	16,3 lt. / 4,3 gal.	21,6 lt. / 5,7 gal.	21,6 lt. / 5,7 gal.
Rack Capacity - Front (kg/lbs.)	n/a	34 kg / 75 lbs.	34 kg / 75 lbs.	34 kg / 75 lbs.	n/a	45 kg / 100 lbs.	45 kg / 100 lbs.
Rack/Box Capacity - Rear (kg/lbs.)	n/a	68 kg / 150 lbs.	68 kg / 150 lbs.	68 kg / 150 lbs.	n/a	91 kg / 200 lbs.	91 kg / 200 lbs.
Underhood/Side Capacity	n/a	n/a	n/a	n/a	n/a	n/a	n/a
Type Approvals	L7e	L7e	L7e	L7e / LOF / T3S	L7e / LOF	L7e / LOF / T3C / T3S	L7e / LOF / T3C / T3S
Alternator Capacity (amps)	12,5	23	23	23	23	25	28
Speedometer	Analog	Digital	Digital	Digital	Digital	Digital	Digital
Odometer	Analog	Digital	Digital	Digital	Digital	Digital	Digital
Dry Weight (kg / lbs.)	205 kg / 452 lbs.	277 kg / 610,7 lbs.	286,1 kg / 630,7 lbs.	305 kg / 672,4 lbs.	297 kg / 654,7 lbs.	334,3 kg / 737 lbs.	334,3 kg / 737 lbs.
Available Colors	Orange	Green	Red	Red	Black	- Black - Emerald Green Metallic Paint (XT)	- Red - Steel Blue Metallic Paint (XT)
Features Core Package:	Adjustable suspension, removable fenders, wide stance, alum. Rims	Fully independent suspension, front mounted 3.000 lbs. / 1.360 kg winch, rear hitch w. 50mm ball (no electric wiring)	Fully independent suspension, front mounted 3.000 lbs. / 1.360 kg winch, rear hitch w. 50mm ball (no electric wiring)	Fully independent suspension, front mounted 3.000 lbs. / 1.360 kg winch, rear hitch w. 50mm ball (no electric wiring)	Adjustable suspension, rear swaybar, alum. rims, front mounted 3.000 lbs. / 1.360 kg winch, rear hitch w. 50mm ball (no electric wiring)	Front mounted 3.000 lbs. / 1.360 kg winch, rear hitch w. 50mm ball (no electric wiring)	Front mounted 3.000 lbs. / 1.360 kg winch, rear hitch w. 50mm ball (no electric wiring)
Additional Features XT / LTD Package:	n/a	n/a	n/a	n/a	n/a	XT: Powersteering, alum. rims, painted panels, rear swaybar	XT: Powersteering, alum. rims, painted panels, rear swaybar



1000i XT	TRV 550i (Core / XT)	TRV 700i XT	TRV 1000i XT	700 Super Duty Diesel	Prowler 700i HDX	Prowler 1000i XTZ	Wildcat 1000i (LTD)
951cc	545cc	695cc	951cc	686cc	695cc	951cc	951cc
20,4 / 15	20,4 / 15	20,4 / 15	20,4 / 15	17,5 / 12,9	20,4 / 15	20,4 / 15	n/a
70 / 52,2	39,4 / 29	44,6 / 32,8	66,8 / 49,1	17,5 / 12,9	46,2 / 34	67,3 / 49,5	78,61 / 57,8
V-Twin SOHC, 4-stroke, 4-valve EFI	SOHC, 4-stroke, 4-valve EFI	SOHC, 4-stroke, 4-valve EFI	V-Twin SOHC, 4-stroke, 4-valve EFI	I-Twin SOHC, 4-stroke, 2-valve	SOHC, 4-stroke, 4-valve EFI	H2 SOHC, 4-stroke, 4-valve EFI	V-Twin SOHC, 4-stroke, 4-valve EFI
92 x 71,6 mm	92 x 82 mm	102 x 85 mm	92 x 71,6 mm	75 x 77,6 mm	102 x 85 mm	92 x 71,6 mm	92 x 71,6 mm
Liquid with fan	Liquid with fan	Liquid with fan	Liquid with fan	Liquid with fan	Liquid with fan	Liquid with fan	Liquid with twin-fan
Automatic CVT with EBS	Automatic CVT with EBS	Automatic CVT with EBS	Automatic CVT with EBS	Automatic CVT	Automatic CVT with EBS	Automatic CVT with EBS	Automatic CVT
L / H / N / R	L / H / N / R	L / H / N / R	L / H / N / R	L / H / N / R	L / H / N / R / P	L / H / N / R	L / H / N / R / P
2/4 WD + Electric Diff. Lock	2/4 WD + Electric Diff. Lock	2/4 WD + Electric Diff. Lock	2/4 WD + Electric Diff. Lock	2/4 WD + Electric Diff. Lock	2/4 WD + Electric Diff. Lock	2/4 WD + Electric Diff. Lock	2/4 WD + Electric Diff. Lock
124 cm / 48,82 in.	124 cm / 48,82 in.	124 cm / 48,82 in.	124 cm / 48,82 in.	124 cm / 48,82 in.	152,4 cm / 60 in.	156,2 cm / 61,5 in.	162,6 cm / 64 in.
129 cm / 50,79 in.	129 cm / 50,79 in.	129 cm / 50,79 in.	129 cm / 50,79 in.	129 cm / 50,79 in.	200,6 cm / 79 in.	200,6 cm / 79 in.	167 cm / 65,8 in.
218 cm / 85,83 in.	250,4 cm / 98,6 in.	250,4 cm / 98,6 in.	250,4 cm / 98,6 in.	236,2 cm / 93 in.	327,7 cm / 129 in.	301,6 cm / 118,7 in.	304,8 cm / 120 in.
133,4 cm / 52,52 in.	147,3 cm / 58 in.	147,3 cm / 58 in.	147,3 cm / 58 in.	147,3 cm / 58 in.	215,9 cm / 85 in.	190,5 cm / 75 in.	228,6 cm / 95 in.
25,4 cm / 10 in.	25,4 cm / 10 in.	25,4 cm / 10 in.	25,4 cm / 10 in.	25,4 cm / 10 in.	25,4 cm / 10 in.	25,4 cm / 10 in.	43,2 cm / 17 in.
25,4 cm / 10 in.	25,4 cm / 10 in.	25,4 cm / 10 in.	25,4 cm / 10 in.	25,4 cm / 10 in.	25,4 cm / 10 in.	25,4 cm / 10 in.	45,7 cm / 18 in.
27,9 cm / 11 in.	27,9 cm / 11 in.	27,9 cm / 11 in.	27,9 cm / 11 in.	27,9 cm / 11 in.	25,4 cm / 10 in.	25,4 cm / 10 in.	33 cm / 13 in.
Double A-Arm	Double A-Arm	Double A-Arm	Double A-Arm	Double A-Arm	Double A-Arm	Double A-Arm	Double A-Arm
Double A-Arm	Double A-Arm	Double A-Arm	Double A-Arm	Double A-Arm	Double A-Arm	Double A-Arm	5-Link Trailing Arm
Hydraulic Disc	Hydraulic Disc	Hydraulic Disc	Hydraulic Disc	Hydraulic Disc	Hydraulic Disc	Hydraulic Disc	4-Wheel Hydraulic Disc
25x8-12	25x8-12	25x8-12	25x8-12	25x8-12	26x9-14	27x9-14	26x9-14
25x10-12	25x10-12	25x10-12	25x10-12	25x10-12	26x11-14	27x11-14	26x11-14
21,6 lt. / 5.7 gal.	20,1 lt. / 5.3 gal.	20,1 lt. / 5.3 gal.	20,1 lt. / 5.3 gal.	20,1 lt. / 5.3 gal.	31 lt. / 8.2 gal.	31 lt. / 8.2 gal.	33,3 lt. / 8.8 gal.
45 kg / 100 lbs.	45 kg / 100 lbs.	45 kg / 100 lbs.	45 kg / 100 lbs.	45 kg / 100 lbs.	n/a	n/a	n/a
91 kg / 200 lbs.	23 kg / 50 lbs.	23 kg / 50 lbs.	23 kg / 50 lbs.	91 kg / 200 lbs.	454,5 kg / 1000 lbs.	272,15 kg / 600 lbs.	136,1 kg / 300 lbs.
n/a	n/a	n/a	n/a	n/a	11,34 / 25	11,34 / 25	n/a
L7e / LOF / T3C / T3S	L7e / LOF / T3C / T3S	L7e / LOF / T3C / T3S	L7e / LOF / T3C / T3S	L7e / LOF / T3C	L7e / LOF	L7e / LOF	off Road / L7e (in Progress Feb.'13)
25	25	28	28	40	28	25	36
Analog	Digital	Digital	Analog	Digital	Digital	Analog	Analog
Digital	Digital	Digital	Digital	Digital	Digital	Digital	Digital
360,8 kg / 795.3 lbs.	361,58 kg / 797,15 lbs.	375,58 kg / 828 lbs.	366,2 kg / 807,30 lbs.	393,4 kg / 867,3 lbs.	549 kg / 1210 lbs.	527 kg / 1162 lbs.	592 kg / 1305 lbs. (LTD: 598 / 1319)
White Metallic Paint	- Black - Emerald Green Metallic Paint (XT)	Black Metallic Paint	Tungsten Metallic Paint (XT)	Marsh Green	Emerald Green Metallic Paint	Sunset Orange Metallic Paint	- Black Metallic Paint - Green Metallic Paint - Orange Metallic Paint - Vibrant Red Metallic Paint (LTD) - White Metallic Paint (LTD)
Front mounted 3.000 lbs. / 1.360 kg winch, rear hitch w. 50mm ball (no electric wiring)	Front mounted 3.000 lbs. / 1.360 kg winch, rear hitch w. 50mm ball (no electric wiring)	Front mounted 3.000 lbs. / 1.360 kg winch, rear hitch w. 50mm ball (no electric wiring), passenger seat	Front mounted 3.000 lbs. / 1.360 kg winch, rear hitch w. 50mm ball (no electric wiring), passenger seat	Front mounted 3.000 lbs. / 1.360 kg winch, rear hitch w. 50mm ball (no electric wiring), large rear SpeedRack, fully independent suspension	Transformable rear cargo box, fully independent suspension, powersteering w. tilt steering wheel, alum. rims, painted panels, underhood front, dashboard shift w. park, side storage compartments, ProGrip steering, rear FOX float coil overshocks, 3 Seats, ROPS	Tilting rear cargo box, fully independent suspension, powersteering, alum. rims, painted Panels, underhood front, dashboard shift, ProGrip steering, gas charged Shocks, ROPS	Powersteering, alum. rims, white LED lighting, automotive-style paint, Tilt steering wheel, doors with attached nets, exoskeleton HSLA tube Chassis, ROPS, adjustable shocks
XT: Powersteering, alum. rims, painted panels, rear swaybar	XT: Powersteering, alum. rims, painted panels, rear swaybar	XT: Powersteering, alum. rims, painted panels, rear swaybar	XT: Powersteering, alum. rims, painted panels, rear swaybar	n/a			LTD: Alum. bumpers front & rear, 2 color seats, special paint



THERE'S ONLY ONE WAY TO BUILD A GREAT MACHINE — OUR WAY.

Passion, dedication and absolute commitment — it's the only way we know how to build Side by Sides, ATVs and snowmobiles. Anything less is what the other guys do. Not Arctic Cat. Every machine built is like something we would build for ourselves. Because we hunt, farm, fish, snowmobile and ride ATVs just like you do. This is what Arctic Cat is all about.

Arctic Cat. Share Our Passion.

ARCTICCAT.EU



Your Arctic Cat Dealer:

ARCTIC CAT GmbH - Industriestraße 43 - A-5600 St. Johann/Pg. - Austria
ARCTIC CAT Deutschland GmbH - Münchener Straße 67 - 83395 Freilassing - Germany
ARCTIC CAT Espana SL - Centro de Negocios Cristina - Paseo de las Delicias No.1 - 41001 Sevilla - Spain
ARCTIC CAT UK Ltd - Monometer House - Rectory Grove - Leigh-on-Sea - Essex - SS9 2HN - United Kingdom
ARCTIC CAT France SARL - 1434 Rue Aristide Berges - ZI Centr'Alp - 38430 Moirans - France
ARCTIC CAT Italia SRLU - Via Galileo Galilei 2/A - 39100 Bolzano (BZ) - Italy

AC009-224 English / AC009-225 German / AC009-226 French / AC009-227 Italian